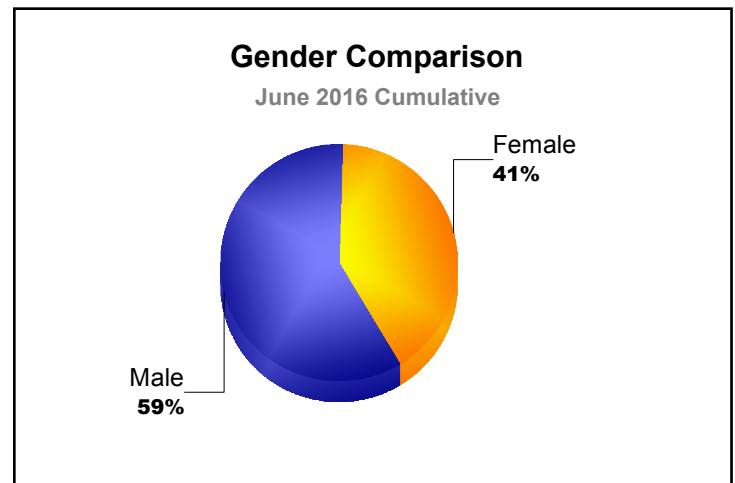
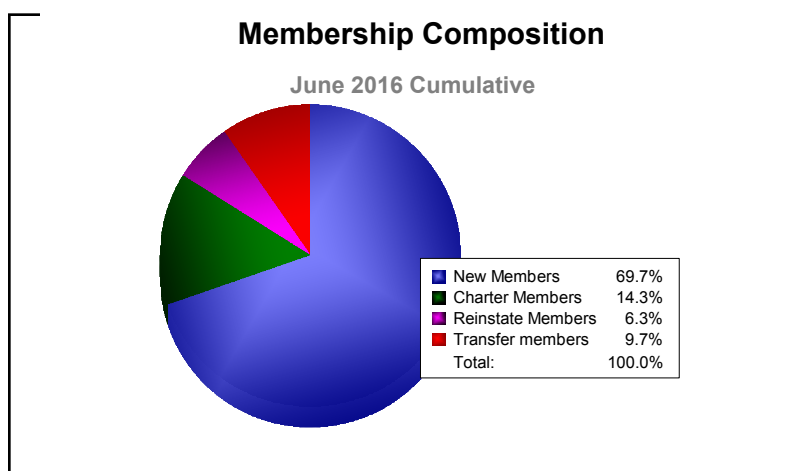
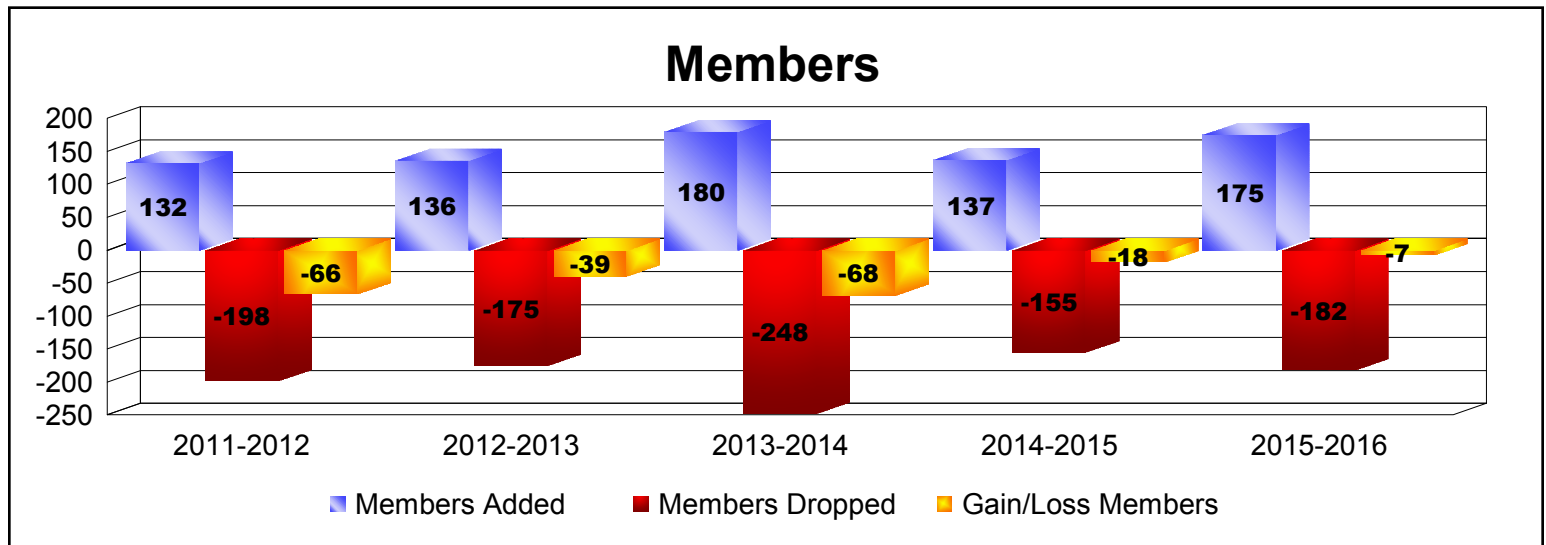
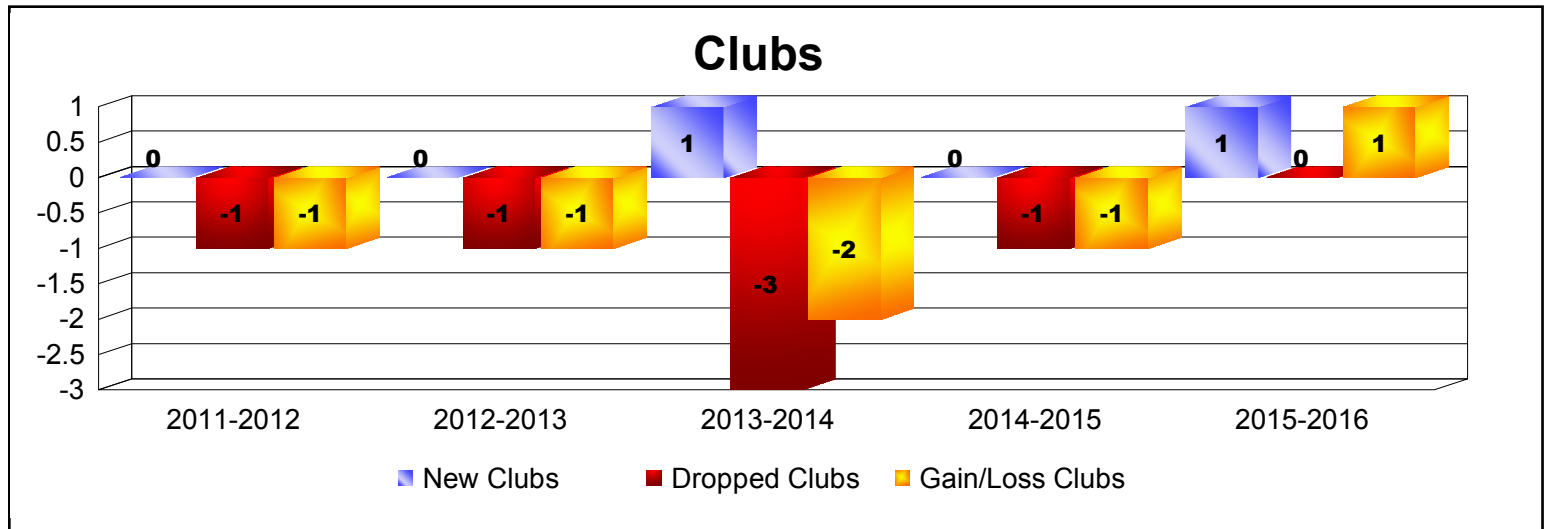
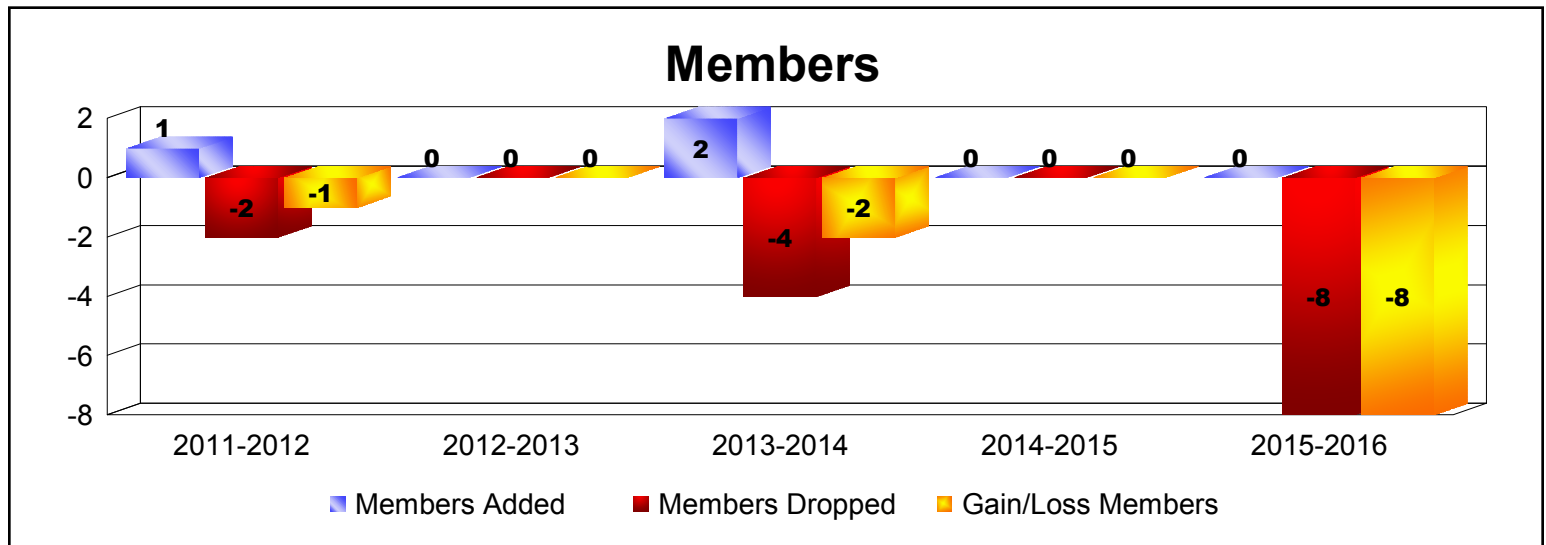
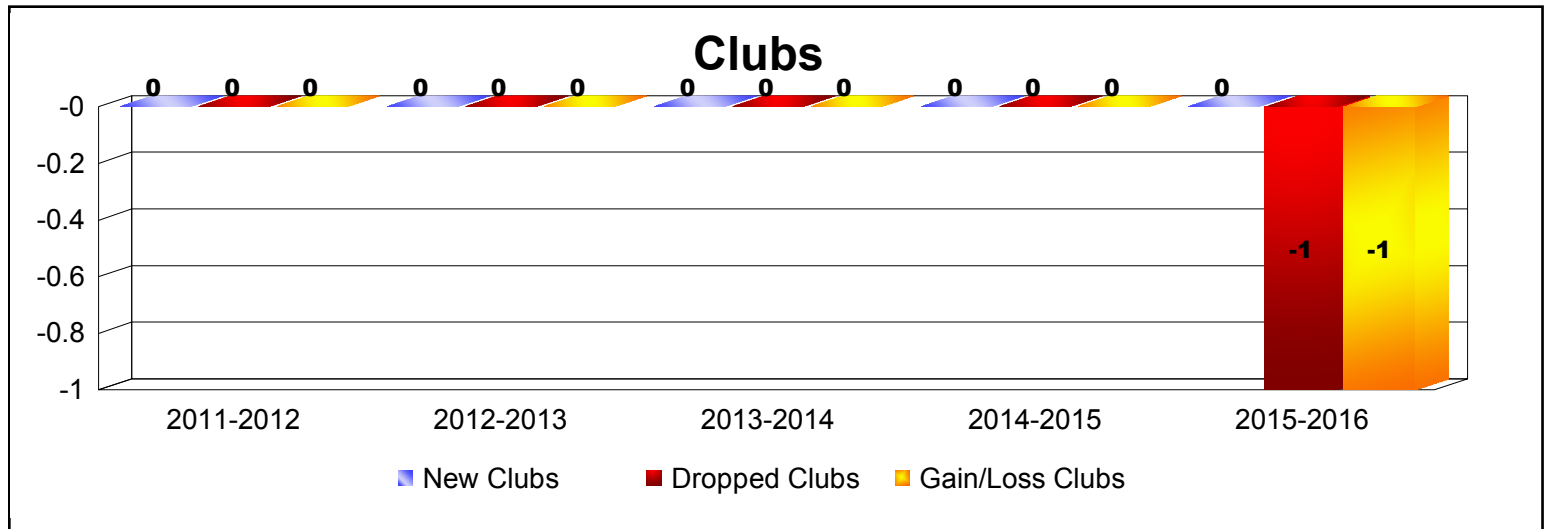


Year	New Clubs	Dropped Clubs	Gain/ Loss Clubs	New Members	Charter Members	Reinstate Members	Transfer Members	Total Member Added	Total Members Dropped	Gain/ Loss Members
2011-2012	0	-1	-1	98	0	9	25	132	-198	-66
2012-2013	0	-1	-1	114	0	6	16	136	-175	-39
2013-2014	1	-3	-2	135	26	8	11	180	-248	-68
2014-2015	0	-1	-1	106	2	7	22	137	-155	-18
2015-2016	1	0	1	122	25	11	17	175	-182	-7
<b>Average</b>	<b>0</b>	<b>-1</b>	<b>-1</b>	<b>115</b>	<b>11</b>	<b>8</b>	<b>18</b>	<b>152</b>	<b>-192</b>	<b>-40</b>



Year	New Clubs	Dropped Clubs	Gain/ Loss Clubs	New Members	Charter Members	Reinstate Members	Transfer Members	Total Member Added	Total Members Dropped	Gain/ Loss Members
2011-2012	0	0	0	0	0	1	0	1	-2	-1
2012-2013	0	0	0	0	0	0	0	0	0	0
2013-2014	0	0	0	2	0	0	0	2	-4	-2
2014-2015	0	0	0	0	0	0	0	0	0	0
2015-2016	0	-1	-1	0	0	0	0	0	-8	-8
<b>Average</b>	<b>0</b>	<b>0</b>	<b>0</b>	<b>0</b>	<b>0</b>	<b>0</b>	<b>0</b>	<b>1</b>	<b>-3</b>	<b>-2</b>



### Membership Composition

June 2016 Cumulative

New Members	0.0%
Charter Members	0.0%
Reinstate Members	0.0%
Transfer members	0.0%
<b>Total:</b>	<b>100.0%</b>

### Gender Comparison

June 2016 Cumulative